

SOLIDA

ADVANCING
THE CAMERON
PROJECT IN NW ONTARIO



CAUTIONARY STATEMENTS



LEGAL DISCLAIMER

The information contained in this presentation and other information furnished by or on behalf of Seva Mining Corp ("Seva Mining") is confidential and has been prepared to assist the recipients hereof in conducting their own evaluation of Seva Mining and does not purport to be complete or to contain all of the information a recipient hereof may require. Seva Mining and its affiliates make no representation or warranty as to the accuracy, reliability, reasonableness or completeness of this information and shall not have any liability for any representations regarding information contained in, or for any omission from, this presentation or any other written or oral communications transmitted to the recipient in the course of its evaluation of Seva Mining. Prospective investors should conduct their own independent investigation and analysis and consult with their own attorneys, accountants and other professional advisors regarding the merits and risks of any investment in Seva Mining. The information contained in this presentation is not investment or financial product advice and is not intended to be used as the basis for making an investment decision. This presentation has been prepared without taking into account the investment objectives, financial situation or particular needs of any particular person. As such, this presentation should not be relied upon for the purpose of evaluating the performance of Seva Mining or for any other purpose.

By accepting this presentation, you hereby acknowledge that you are aware and that you will advise your representatives that applicable securities laws prohibit any person who has material, non-public information about a company from purchasing or selling securities of such company or from communicating such information to any other person under circumstances in which it is reasonably foreseeable that such person is likely to purchase or sell such securities. Some of the information in this presentation may constitute material non-public information about Seva Mining and its business, properties and prospects.

This presentation shall not, and is not intended to, constitute or contain an offer or invitation to sell, or the solicitation of an offer to buy, and may not be used as, or in connection with, an offer or invitation to sell or a solicitation to buy, any securities of Seva Mining in any jurisdiction. No federal, state, provincial or territorial securities commission of any jurisdiction has approved or disapproved of the securities or passed upon the adequacy of this presentation.

Certain market data information in this presentation is based on management's estimates. Seva Mining obtained the industry, market and competitive position data used throughout this presentation from internal estimates and research as well as from industry publications and research, surveys and studies conducted by third parties. While Seva Mining believes these sources to be reliable, this information may prove to be inaccurate because of the method by which Seva Mining obtained some of the data for its estimates or because this information cannot always be verified due to the limits on the availability and reliability of raw data, the voluntary nature of the data gathering process and other limitations and uncertainties. Statements contained in this presentation describing any studies, documents and agreements are summaries only and such summaries are qualified in their entirety by reference to such studies, documents and agreements.

Seva Mining and its directors, officers, partners, employees, agents, affiliates, representatives and advisors expressly disclaim any and all liability based, in whole or in part, on the information contained in this presentation or any related offering and marketing materials received by any recipient hereof (which only speak as of the date identified on the cover page of this presentation), errors therein or omissions therefrom.

FORWARD-LOOKING STATEMENTS AND INFORMATION

This presentation may contain statements that constitute "forward-looking statements" or "forward-looking information" within the meaning of applicable securities laws, all of which are not historical facts, including but not limited to, disclosure regarding possible events, conditions or financial performance that is based on assumptions about future economic conditions and courses of action; the timing and costs of future exploration activities on Seva Mining properties; success of exploration activities; permitting timelines and requirements; requirements for additional capital; environmental requirements; planned exploration and development of properties and the results thereof, planned expenditures and budgets and the execution thereof. Often, but not always, forward-looking statements can be identified by the use of words such as "expects," "plans," "estimates," "intends," "believes," "could," "might," "will," "budget," "scheduled," "forecasts," "anticipates," "potential," "base case" or variations of such words and phrases or statements that certain actions, events or results "may," "could," "would," "might" or "will be taken," "occur" or "be achieved." Forward-looking statements or information involve known and unknown risks, uncertainties, and other factors which may cause the actual results, performance, or achievements of Seva Mining to be materially different from any future results, performance, or achievements expressed or implied by the forward-looking statements. Forward-looking statements or information relate to, among other things, Seva Mining's corporate strategies, mineral resource estimates and plans for further exploration, which will require additional funding. These forward-looking statements or information are based on management's current expectations and beliefs as of the date of this presentation and speak only to such date. In making such statements, management has made assumptions regarding, among other things: the accuracy of the estimation of mineral resources; that exploration activities and studies will provide results that support anticipated development activities; that infrastructure anticipated to be developed or operated by third parties will be developed as currently anticipated; that laws, rules and regulations are fairly and impartially observed and enforced; and that the market prices for relevant commodities remain at levels that justify development.

Given the uncertainties, assumptions and risks, readers are cautioned not to place undue reliance on such forward-looking statements or information. They should not be read as guarantees of future performance or result. Information in this presentation is not intended to be a comprehensive review of all matters and developments concerning Seva Mining and Seva Mining does not assume any obligation to update, or to publicly announce, any such statements, events or developments, except as required by law. Seva Mining's results could differ materially from those anticipated in these forward-looking statements or information.

For additional information on risks and uncertainties, see Seva Mining's most recently filed annual continuous disclosure filings, including its most recent annual information form (the "AIF"), which is available on SEDAR+ at www.sedarplus.ca and on Seva Mining's website. The risk factors identified in the AIF and Seva Mining's other continuous disclosure filings are not intended to represent a complete list of factors that could affect Seva Mining.



Led By The Fiore Group

Delivering Consistent Returns For Shareholders and Capitalizing On Gold Cycles



Proven leadership + credibility: Led by Frank Giustra and Gordon Keep, Fiore brings a premier mining track record and the market trust to attract capital and top-tier partners.



Disciplined dealmaking: Sources high-quality opportunities early and structures acquisitions/financings to maximize upside while managing dilution and downside risk.



Hands-on value creation: Strengthens management/technical teams, sharpens strategy, and drives execution across permitting, stakeholder relations, and development planning.



Repeatable re-rating model: Rapidly de-risks assets and builds momentum—creating the conditions for meaningful market re-ratings and long-term shareholder compounding.



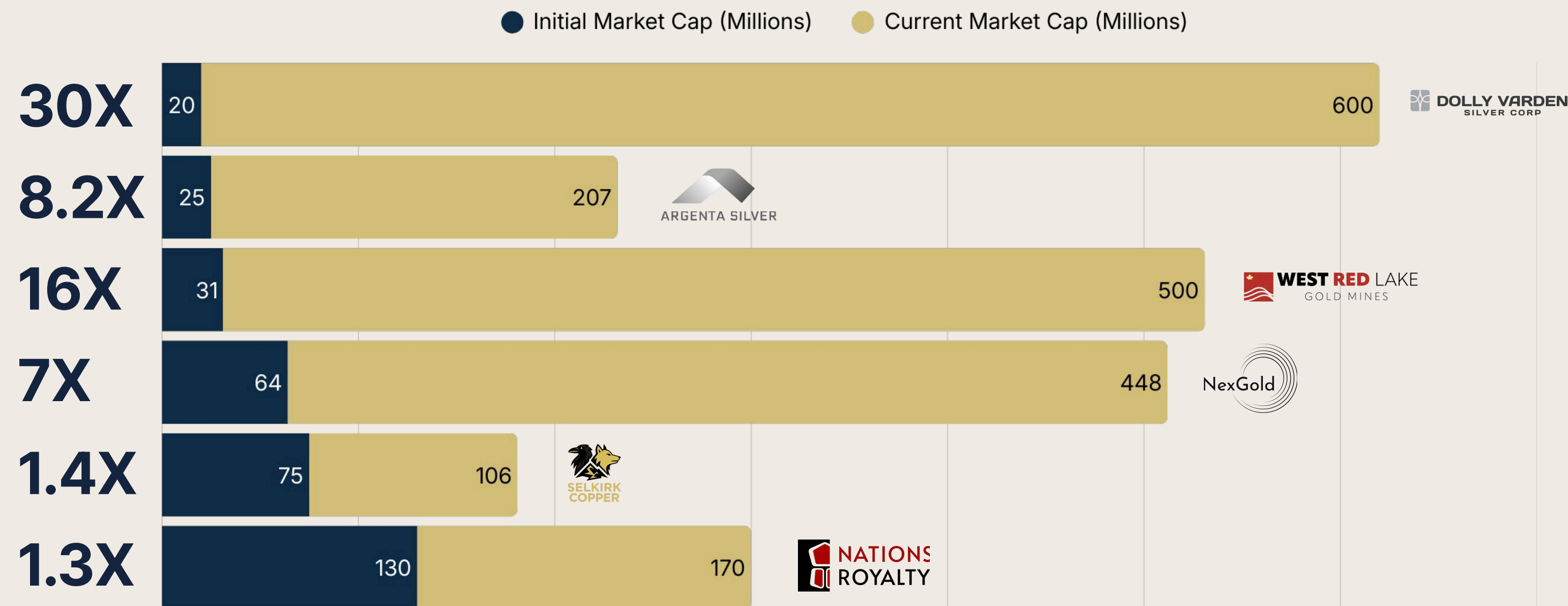
Frank Giustra

Frank Giustra is a leading mining financier known for building major resource companies, including Wheaton River Minerals (later part of Goldcorp).



Gordon Keep

Gordon Keep is a veteran mining capital-markets executive and CEO of Fiore Management & Advisory, with decades of experience listing and advising resource companies.





Board of Directors



James Maxwell

Director, FMG Rep.

- VP, Exploration & Project Operations — First Mining Gold Corp. focused on exploration leadership + project execution across the portfolio.
- Director — Cassiar Gold Corp. board-level oversight supporting strategy, governance, and project advancement.



Michael O'Flaherty

Director, FMG Rep.

- Engineering Consultant — focused on mining + project management, with 30+ years of experience across heavy industry and manufacturing.
- Northern Ontario-based operator (Keewatin, ON) with a background supporting mine-site teams and operational projects across the sector.



James Sabala

Director

- Director — Thunder Mountain Gold Inc.; seasoned mining finance executive with 40+ years across public-company leadership and capital markets.
- Former SVP & CFO — Hecla Mining; previously EVP & CFO — Coeur Mining and VP & CFO — Stillwater Mining, bringing deep expertise in mine finance, strategy, and governance.



Kody Penner

Director

- VP, Corporate Development — Nations Royalty (mining + capital markets; royalty/partnership structuring).
- Indigenous development leadership — Vice-Chair, Tahltan Nation Development Corp; former Brucejack underground miner (operations-to-boardroom).

Advisors



Frank Giustra

Strategic Advisor

- CEO of the Fiore Group



Gordon Keep

Strategic Advisor

- CEO of Fiore Management



Shawn KhunKhun

Strategic Advisor

- President of Contango Silver & Gold



Ryan Weymark

Strategic Advisor

- President at Fuse Advisors



Rob McLeod

Strategic Advisor

- CEO of Cambria Gold Mines



Management



Ranj Pillai

CEO

- Former Premier of Yukon (10th Premier) — proven executive leadership in high-scrutiny environments.
- Deputy Premier + Minister of Energy, Mines & Resources — natural-resources governance + stakeholder/regulatory navigation.
- Economic development + crown corp oversight — led business-facing programs and development/energy organizations.
- Indigenous partnership credibility — former Executive Director, Champagne & Aishihik First Nations Government; experienced in trust-based partnerships.



Helton Fan

VP Environmental & Communities

- Senior Technical Consultant, Fuse Advisors (SLR) — sustainability + environmental permitting / approvals advisory.
- Former Director roles: Environmental Performance, Teck Resources (2019–2022) and Regulatory Affairs, one-eighty consulting group (2022–2023).



Ryan Brown

VP Engineering

- 18 years of diverse Mine Engineering experience spanning open pit and underground projects.
- Partner with AGP Mining Consultants and architect of the Manh Choh project and other satellite development projects while employed by Kinross.



Carl Ginn

VP Exploration

- 10+ years gold + battery metals exploration across North America; hands-on ops leadership (Canadian Operations Manager / Operations Manager).
- Discovery + disclosure credibility: Aston Minerals Boomerang discovery team; NI 43-101 QP (Cameron/Seva).



Daniel Baraghoush

VP Investor Relations

- Orbiton (Founder): AI-driven IR—investor Q&A, lead capture, and digital engagement.
- Issuer IR (Copper Giant + Dolly Varden): Works with management on investor communications and market-facing updates.



SEVA MINING AT A GLANCE

CREATING A LEADING GOLD PRODUCER IN NW ONTARIO

CAMERON PROJECT HIGHLIGHTS

1.25M Oz Total Contained Gold

118,809m Historic Drilling

515k Oz AU M&I

25,000m Planned Program

740k Oz AU Inferred

13,630m³ Stockpile Volume

3.5+ G/T Au Stockpile

281 Stockpile Samples

* Historical non-compliant resources are not current mineral resources under NI 43-101. A qualified person has not done sufficient work to classify these historical estimates as current mineral resources, and the Company is not treating them as such. These figures should not be relied upon.

† Stockpile grade is based on historical sampling and does not constitute a NI 43-101 compliant mineral resource estimate.

 **~1.25 Moz High-Grade Foundation — At Surface**

 **Fiore-Backed — The Team That's Done It Before**

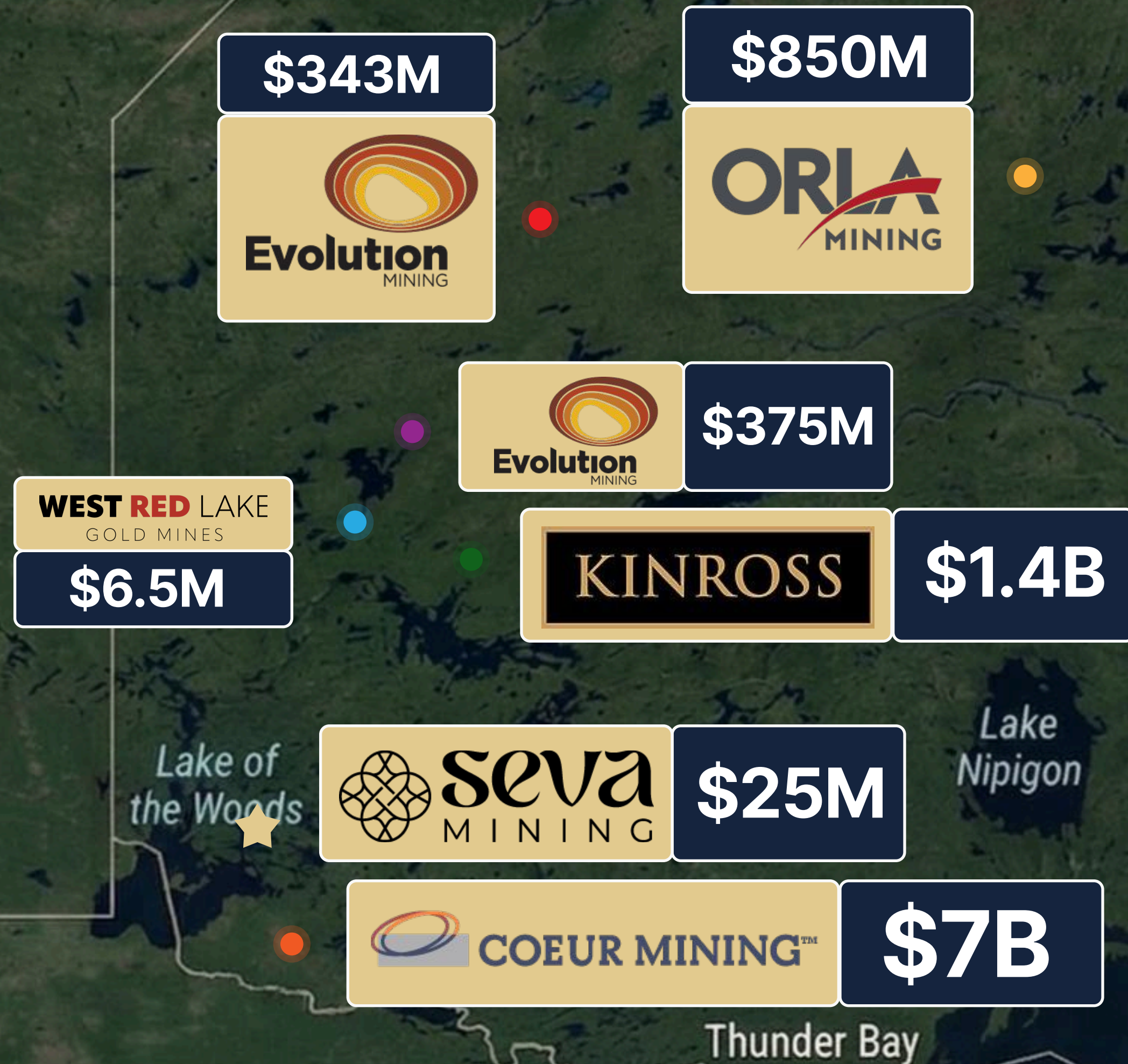
 **Near-Term Cash Flow Without Building a Mill**

 **Sitting in the Middle of a \$9.6B M&A Corridor**

 **Trading at a Discount to Single-Project Peers**

\$9.5B+

In M&A Since 2020



The M&A Wave


PROJECT	AQUIRER	YEAR	VALUE
★ Cameron Gold	Seva Mining	2025	\$25M
● Rainy River	Couer Mining	2025	US\$7B
● Musselwhite	Orla Mining	2024	US\$850M
● Dixie Project	Kinross	2021	US\$1.4B
● Red Lake	Evolution Mining	2019	US\$375M
● Battle North Gold	Evolution Mining	2021	C\$343M
● Madsen Mine	West Red Lake	2023	C\$6.5M

- Proven Tier-1 Jurisdiction: 100M+ oz Gold Endowment
- Active Consolidation by Majors (Agnico, Evolution, Barrick)
- Cameron Gold: 53,000ha District-Scale Asset
- Ontario ranked #2 globally on the Investment Attractiveness Index by the Fraser Institute (Annual Survey of Mining Companies 2025)



Cameron Project Key Attributes

- | | | |
|----|------------------------------|---|
| 01 | Existing High-Grade Resource | Existing 1.25M oz Resource provides foundation of value |
| 02 | Project De-Risking | 3,238 m of underground development and 118,809 m of historic drilling already in place. |
| 03 | Resource + Regional Upside | 24 km mineralized trend with multiple high-grade satellite targets across a district-scale land package. |
| 04 | Stockpile | Existing mineralized stockpile provides potential near-term cashflow opportunity |
| 05 | The DSO Approach | Truck high-grade ore to Rainy River mill (88 km) — no mill, no tailings required. |
| 06 | Infrastructure Advantage | Year-round highway access, existing underground development, regional power, and a permitted mill nearby. |





SEVA MINING
NORTHWEST ONTARIO

Major Gold Deposit



MANITOBA
ONTARIO

WEST RED LAKE

MADSEN

M&I: 1.65 Moz Au
Inf: 0.37 Moz Au

EVOLUTION

RED LAKE

Ind: 4.7 Moz Au
Inf: 2.5 Moz Au

FIRST MINING

SPRINGPOLE

M&I: 4.8 Moz Au
Inf: 0.8 Moz Au

BELLAVISTA / FIRST MINING

PICKLE CROW

Inf: 1.23 Moz Au

NEXGOLD

GOLIATH GOLD COMPLEX

M&I: 2.14 Moz Au
Inf: 0.78 Moz Au

seva MINING

CAMERON LAKE

MEASURED & INDICATED	INFERRED
(0.515)	(0.740)
Moz Au	Moz Au

COEUR

RAINY RIVER

M&I: 1.54 Moz Au
Inf: 0.19 Moz Au

AGNICO EAGLE

HAMMOND REEF

M&I: 2.3 Moz Au

SYDNEY LAKE FAULT

QUETICO FAULT

- seva MINING**
- Notable Mines/Projects
- Gold Occurrences
- Highway
- Roads
- Railway
- Powerline
- Greenstone

USA



SEVA'S LEGACY INFRASTRUCTURE

 Highway
Year-round highway with road access through highway 71.

 Underground
Legacy site infrastructure from historic underground development.

 Power
Proximity to regional infrastructure including power + service centres, supporting a "direct-to-mill" logistics concept.


Cameron Lake
Measured & Indicated **0.515** Moz Au
Inferred **0.740** Moz Au

 Proximity
Cameron Mine sits approx. 88km from the Rainy River Mine, which can support partnership and toll-mining style pathways.

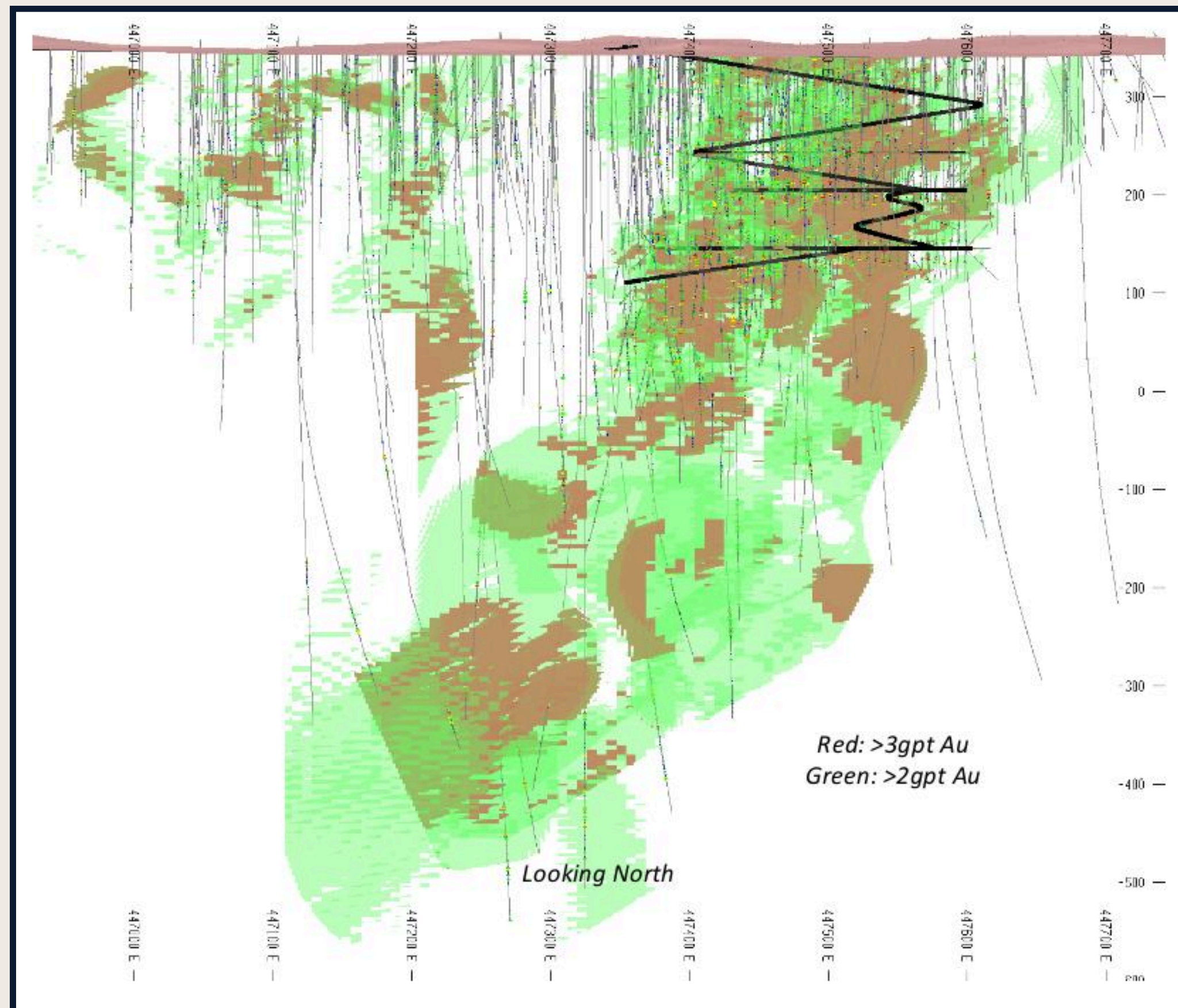
 Permitting
Ontario's registry shows a recovery permit application contemplating hauling ~30,000 tonnes to New Gold's Rainy River mill for processing.

-  Gold Occurrences
-  Highway
-  Roads
-  Railway
-  Powerline
-  Greenstone



The Orebody

Shallow, Wide, High-Grade.



1.25 Moz Total Resource

515 koz M&I at 2.44 g/t + 740 koz Inferred at 2.18 g/t

>500 koz M&I in the Upper 300 m

Shallow, mineable from existing workings

Typical Widths 5–20 m+, Core Zones >10 m

Supports bulk underground mining

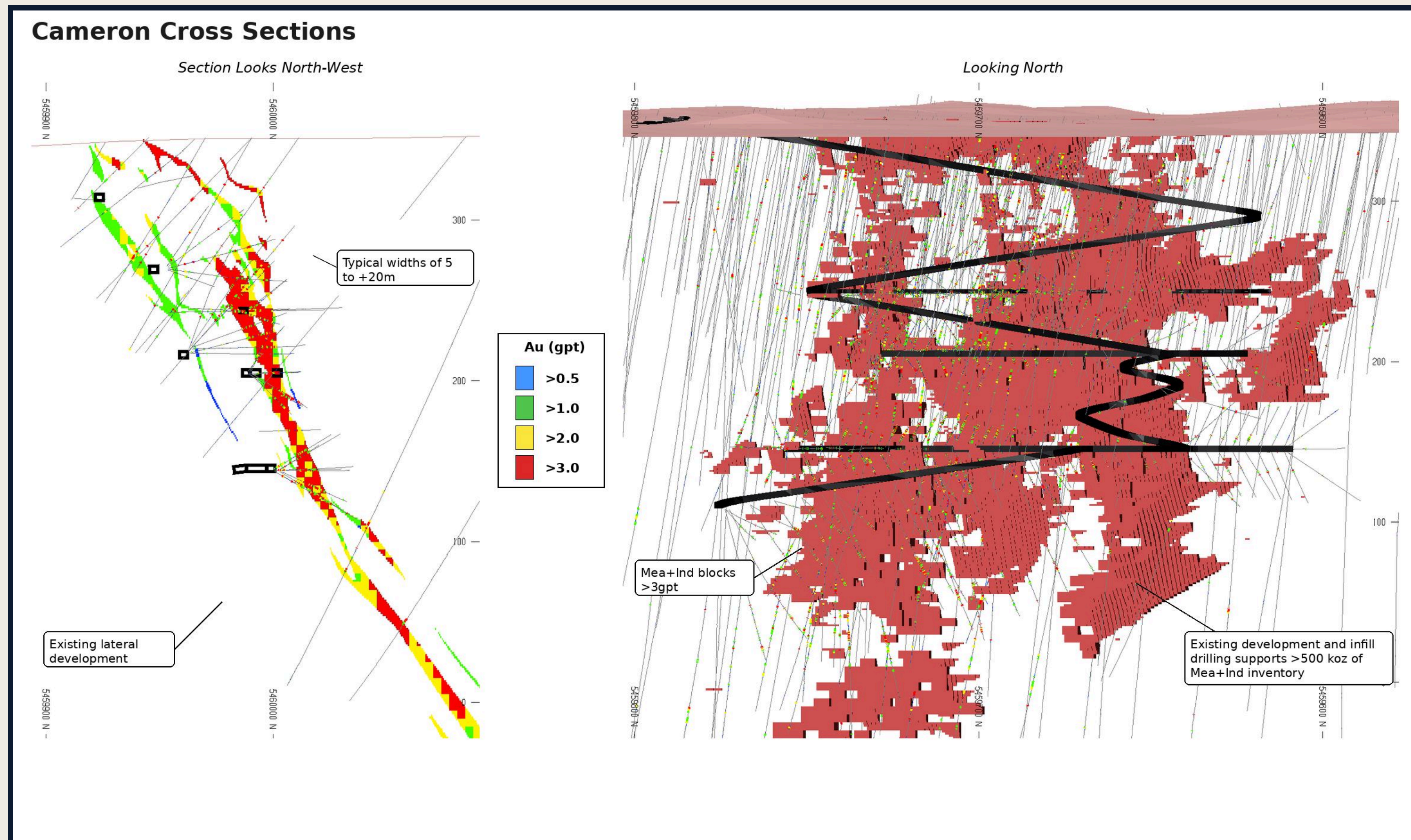
Open at Depth

Mineralization continues below current resource



De-Risked Access

Existing Underground Workings Cut Through High-Grade Ore.



3,238 m of Existing Development

1,390 m decline to 243 m depth + 1,848 m of lateral drifting (1986–1990)

Drifts Intersect >3 g/t M&I Blocks Directly

Direct path to high-grade ore

118,809 m of Historic Drilling

Across 1,078 holes — heavily de-risked

Capex Already Sunk

Decline and lateral development support an expedited restart



CAMERON PROJECT

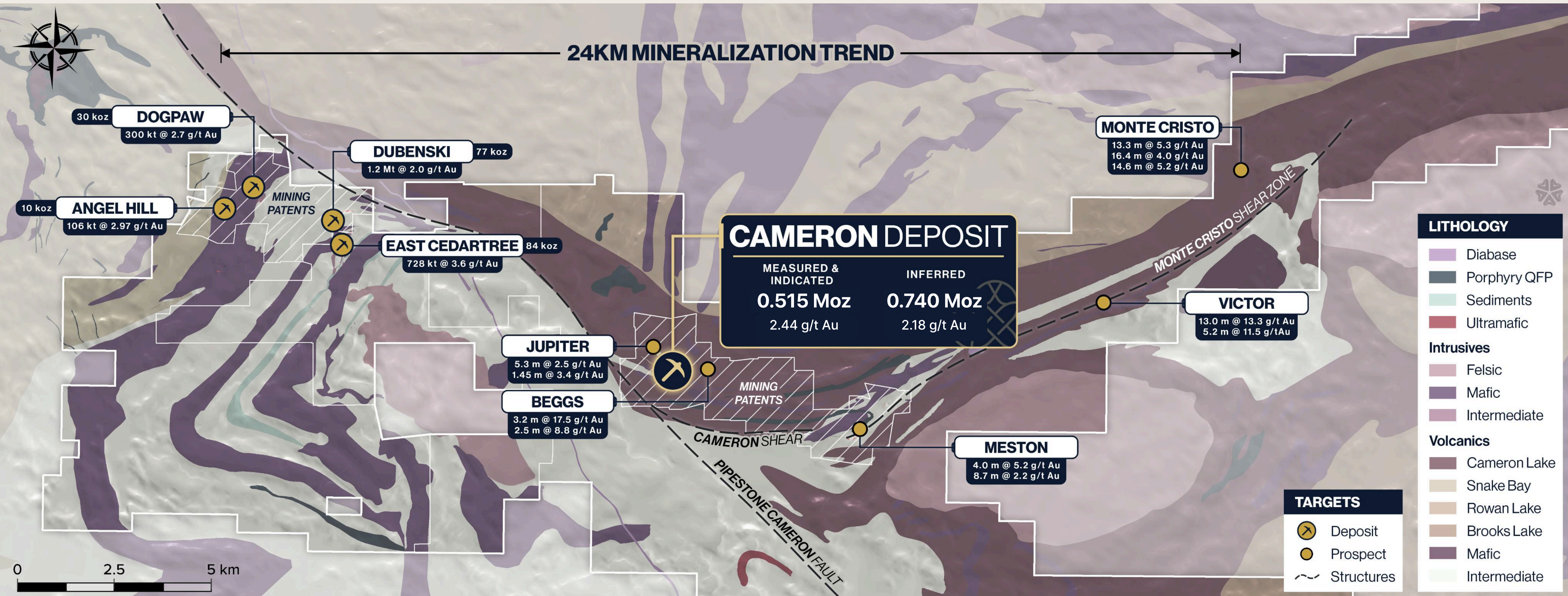
Resource + Regional Upside

Cameron Deposit

- Contains 515 koz at 2.44 g/t Au (M&I) and 740 koz at 2.18 g/t Au (Inferred)
- Hosted in altered basalts along the Cameron Lake Shear Zone
- Remains open along strike and at depth

New Discovery Potential

- Project spans a 24 km structural corridor
- High-grade mineralization including, notable intercepts at Victor, Beggs, and Monte Cristo





Mineralized Stockpile



281

Of Samples

13,630m³

Estimated Volume

3.5 g/t Au

Estimated Grade



1980

Underground exploration development & bulk sampling from late 1980's



2009

2009: Nuinsco Resources Ltd. resampled the stockpile 281 samples (cross pattern trenching), survey & volume calculations



2020

Systematic sampling



2025

Potential for toll-milling in planning



DSO Approach

Proven Satellite Mine Model

- High-grade ore mined underground and shipped to an existing off-site mill — no onsite processing required
- Validated by operating projects: Manh Choh (Kinross, Alaska — ore trucked ~400km to Fort Knox mill), Borden (Newmont, Ontario — ore trucked 180 km to Porcupine mill), and New Found Gold's Hammerdown (ore trucked 95 km to Pine Cove mill)
- Dramatically lower capex, reduced permitting risk, and smaller environmental footprint

Why It Works For Cameron

- High grade (+2 gpt) — at ~\$5,000 Au, approximately US\$350/t of contained gold makes transport economics highly viable
- Proximity to a large, low-cost mill (~90 km) which is expected to be significantly under-utilized in 3-4 years
- Existing road access and past underground development provide significant project de-risking

Transport to Off-Site Mill

- Ore could be trucked ~90km to the Rainy River Mill (25ktpd), or to one of several proposed development projects in the region
- Existing forestry roads and highways provide immediate access and short hauls
- Highway trucking can provide strong distributed community benefits to the region



No Mill, No Tailings Facility

The satellite mine model eliminates onsite processing and tailings storage entirely. This drastically reduces the environmental footprint, lowers permitting risk, and minimizes upfront capital — the same model now executing at Manh Choh, Borden, and New Found Gold's Hammerdown.





The Seva Model

Acquire. Develop. Toll-Mill. Repeat.

Acquire High-Grade Assets in NW Ontario



Seva targets advanced-stage gold deposits: high grade, existing infrastructure, and established community relationships. The Fiore Group gives Seva early access to the region's best opportunities.

Develop Using the DSO Approach — No Mill Required



Mine high-grade ore and truck it to an existing permitted mill. No onsite processing. No tailings. The same model operating at Manh Choh, Borden, and Hammerdown.

Low Capex. Fast Approvals. Repeatable.



Each acquisition follows the same framework: high-grade, road-accessible, within trucking distance of a regional mill. Lower upfront capital, smaller footprint, faster path to production.

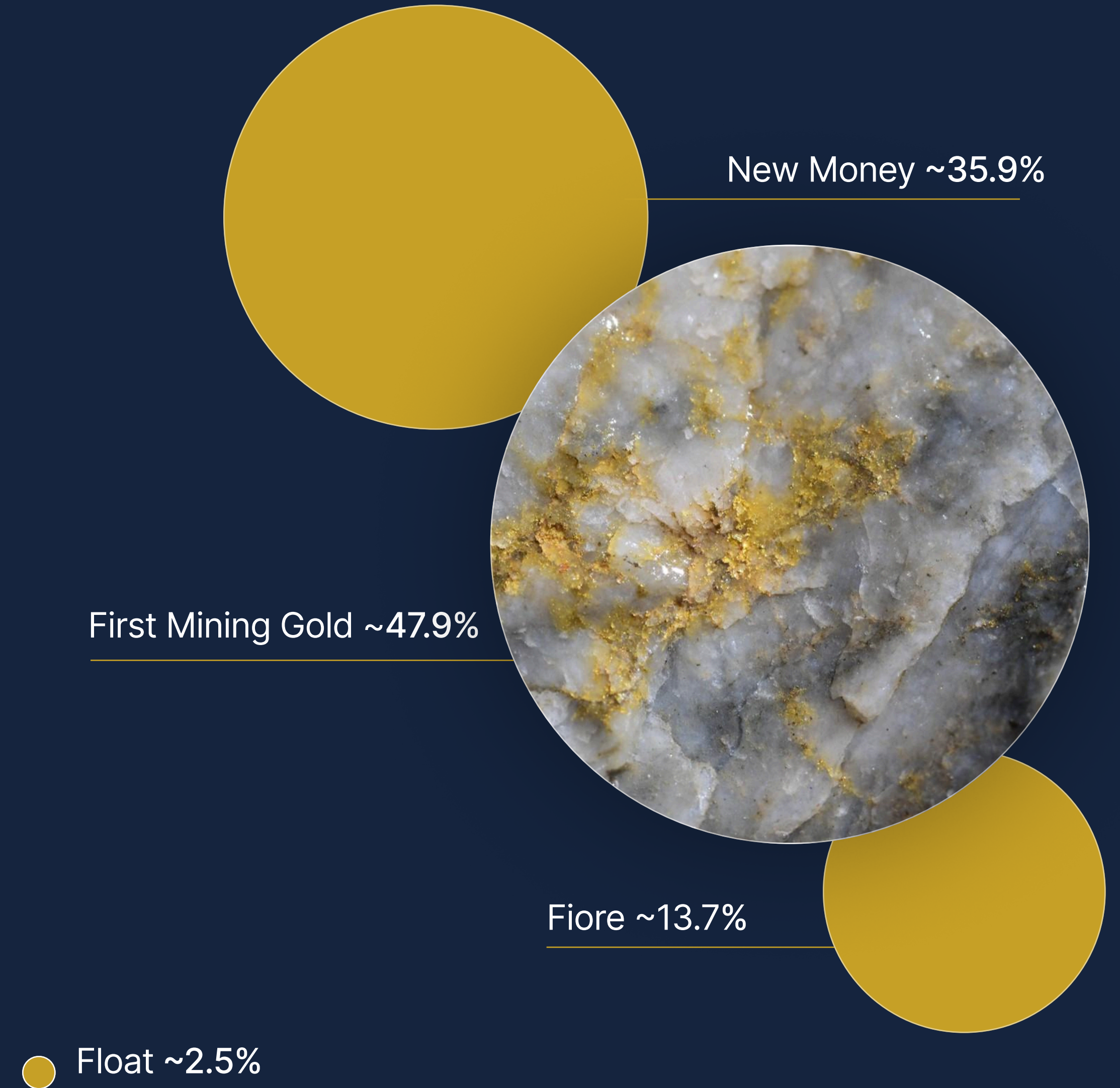
Why It Works At Cameron

1. 88 km to the Rainy River Mill (25,000 tpd capacity), connected by Highway 71 and established forestry roads. Year-round access.
2. Ontario's registry shows a recovery permit application contemplating hauling ~30,000 tonnes to Rainy River for processing.
3. Legacy underground development and site infrastructure already in place — significantly reducing the time and capital required to reach production.



Cap Table

Cameron Aquisition	CAD	\$5,000,000
Transaction Costs	CAD	\$500,000
Total Cash OUT	CAD	\$5,500,000
Cash Post Acquisition	CAD	\$10,200,000
Debt Post Acquisition	CAD	\$0
Issued & Outstanding Shares	No.	167,250,285
Options	No.	15,241,000
Warrants	No.	19,930,000
Share Count (Fully Diluted)	No.	202,421,285





Why **seva** MINING



The Fiore Group

The team behind 8X–30X returns across Dolly Varden, West Red Lake, and NexGold. Fiore brings institutional-grade capital access, deep industry networks, and a proven playbook for building district-scale gold platforms from the ground up.



Ranj Pillai

As Former Premier of Yukon and Minister of Energy, Mines & Resources he brings cabinet-level regulatory experience and deep Indigenous community relationships that are a genuine competitive advantage in advancing Cameron.



Growth Opportunity

At \$50.40/oz Market Cap, Seva trades at a 57%+ discount to peers ranging from \$70–\$245/oz — any re-rate toward the group average represents substantial upside for early investors.



The Gold Cycle

Gold is up over 75% in the past year, with JP Morgan, Wells Fargo, and UBS all forecasting prices above \$6,200/oz by end of 2026. Central bank buying, ETF inflows, and dollar weakness have created the strongest gold environment in decades.



DSO Approach

Cameron's high-grade surface stockpile enables a direct shipping ore strategy — ore ships directly to a regional mill, eliminating the need for Day 1 capital-intensive processing infrastructure and creating an early cash flow bridge.



The Project

A 1.25 Moz high-grade resource, surrounded by paved highways, power lines, rail, and nearby mills — sitting inside a district that has seen US\$9.6B+ in M&A since 2020. The project is de-risked, the infrastructure is there, and the majors are already circling the neighbourhood.



SEVAN

For More Information, Please Contact

Daniel Baraghoush

daniel@sevamining.com

604 364-8847

3123-595 Burrard St, Vancouver, BC V6C 0E4

sevamining.com

